



sendo

FEELING COOL

RESIDENTIAL AIR CONDITIONING



▶ RESIDENTIAL AIR CONDITIONING

WALL UNITS

ARIS *pg. 06*

CRONUS *pg. 08*

IKAROS *pg. 10*

AEOLOS *pg. 12*

HERMES *pg. 14*

HERMES GOLD *pg. 16*



ARIS series



R 32



INVERTER



Wi-Fi ready



Low operating voltage range 130 ~ 270V



3D air flow

Improves the air distribution and flow, making you feel more comfortable.



Value for money

Best quality / price ratio.

B

A

S

I

C

M

O

D

E

S



Auto defrost



Self-diagnosis of faults



Sleep mode



Turbo mode



Auto restart



Timer



Antibacterial function



Self-cleaning function



Air flow up and down



Follow me mode

VALUE REACHES
NEW DESTINATIONS



Table of technical
characteristics
pg. 20

RESIDENTIAL / WALL / ARIS

CRONUS series



R 32



INVERTER



Wi-Fi



IONIZER (Health mode)



ANTI BACTERIAL

← extra filters →



VITAMIN C



Low voltage operation

The air conditioner can operate at an input voltage lowered to 170V.



Long air flow distance

The air flow distance can reach 15m.



Soundless design

A large compressor in conjunction with the best heat exchange system ensures better cooling performance.

B

A

S

I

C

M

O

D

E

S



Auto defrost



Self-diagnosis of faults



Sleep mode



Turbo mode



Auto restart



Timer



Antibacterial function



Self-cleaning function



Air flow up and down



Follow me mode

THE POWER
OF NATURE

A dramatic, high-contrast photograph of a gloved hand striking a wall. The hand is wearing a teal, textured glove and is captured in the middle of a powerful impact, with a cloud of dust or debris erupting from the point of contact. The background is dark, and the wall being struck is a light, metallic-looking surface. The word "POWER" is overlaid in large, semi-transparent, grey, sans-serif capital letters across the center of the image.

POWER

Table of technical
characteristics
pg. 21

RESIDENTIAL / WALL / CRONUS

iHAROS series



R 32



INVERTER



Wi-Fi



Low voltage operation

The air conditioner can operate at an input voltage lowered to 170V.



Long air flow distance

The air flow distance can reach 15m.



Soundless design

A large compressor in conjunction with the best heat exchange system ensures better cooling performance.

B

A

S

I

C

M

O

D

E

S



Auto defrost



Self-diagnosis of faults



Sleep mode



Turbo mode



Auto restart



Timer



Antibacterial function



Self-cleaning function



Air flow up and down



Follow me mode

HELLO SILENCE
MY BEST FRIEND



Table of technical
characteristics
pg. 22

RESIDENTIAL / WALL / IKAROS

AEOLOS series



R32



INVERTER



Wi-Fi



EXTRA FILTERS



GOLDEN FIN



Low operating voltage range 130 ~ 270V



Long air flow distance

The air flow distance can reach 18m.



Quadruple color selection

Available in: White, silver-gray, bordeaux and black.



Soundless design

A large compressor in conjunction with the best heat exchange system ensures better cooling performance.

B

A

S

I

C

M

O

D

E

S



Auto defrost



Self-diagnosis of faults



Sleep mode



Turbo mode



Auto restart



Timer



Antibacterial function



Self-cleaning function



Air flow up and down



Follow me mode



Table of technical
characteristics
pg. 23

RESIDENTIAL / WALL / AEOLOS

HERMES series



R32



INVERTER



Wi-Fi



EXTRA FILTERS



GOLDEN FIN



Low operating voltage range 130 ~ 270V



4D air flow

Balanced airflow with range up to 18m and more precise temperature regulation.



Soundless design

A large compressor in conjunction with the best heat exchange system ensures better cooling performance.

B

A

S

I

C

M

O

D

E

S



Auto defrost



Self-diagnosis of faults



Sleep mode



Turbo mode



Auto restart



Timer



Antibacterial function



Self-cleaning function



Air flow up and down



Follow me mode

REACHING
FRESHNESS
LEGACY



Table of technical
characteristics
pg. 62

RESIDENTIAL / WALL / HERMES

HERMES GOLD



R32



INVERTER



Wi-Fi



EXTRA FILTERS



GOLDEN FIN



Low operating voltage range 130 ~ 270V



4D air flow

Balanced airflow with range up to 18m and more precise temperature regulation.



Soundless design

A large compressor in conjunction with the best heat exchange system ensures better cooling performance.

B

A

S

I

C

M

O

D

E

S



Auto defrost



Self-diagnosis of faults



Sleep mode



Turbo mode



Auto restart



Timer



Antibacterial function



Self-cleaning function



Air flow up and down



Follow me mode


NOTHING ELSE
MATTERS BUT
SUPREMACY



Table of technical
characteristics
pg. 24

RESIDENTIAL / WALL / HERMES GOLD

▶ TABLES
OF TECHNICAL
CHARACTERISTICS



TABLES OF TECHNICAL CHARACTERISTICS
residential air conditioning



Model			SND - 09 ARS	SND - 12 ARS	SND - 18 ARS	SND - 24 ARS	
Nameplate parameter	Rated capacity	Cooling	W	2580 (980 - 2900)	3500 (1100 - 3700)	5275 (1200 - 5500)	7030 (1970 - 7800)
		Heating	W	2700 (680 - 3000)	3500 (1100 - 3800)	5375 (1370 - 6100)	7050 (2500 - 7600)
	Rated power consumption	Cooling	W	800 (300 - 900)	1090 (340 - 1150)	1650 (370 - 2000)	2200 (600 - 2400)
		Heating	W	750 (190 - 830)	970 (300 - 1060)	1490 (350 - 1700)	1960 (700 - 2100)
	Rated running current	Cooling	A	3,6 (1,3 - 4,5)	4,8 (1,5 - 5,4)	7,3 (1,7 - 9,3)	10,3 (2,5 - 11)
		Heating	A	3,4 (0,9 - 4,0)	4,3 (1,3 - 5,0)	7,1 (1,6 - 8,0)	10,5 (2,4 - 10)
	Max. input power		W	1600	1900	2900	3700
	Max. input current		A	8	9,5	12	16
	EER cooling		W/W	6,50 / A++	6,65 / A++	6,57 / A++	6,89 / A++
	COP heating		W/W	4,37 / A+	4,36 / A+	4,02 / A+	4,11 / A+
	COP heating (warm climate)		W/W	5,38 / A+++	5,39 / A+++	5,40 / A+++	5,25 / A+++
	Power supply source		V / Ph / Hz	220~240V-1-50Hz	220~240V-1-50Hz	220~240V-1-50Hz	220~240V-1-50Hz
	Refrigerant			R32	R32	R32	R32
	Refrigerant charged		g	580	680	1280	1440
	Max. discharge pressure		Mpa	4,28	4,28	4,28	4,28
	Max. suction pressure		Mpa	1,15	1,15	1,15	1,15
	Air flow volume		m ³ / h	600	600	850	1150
	Sound power level	Indoor unit (Hi. / Med. / Lo.)	dB (A)	40 / 33 / 20	42 / 33 / 22	46 / 36 / 25	46 / 36 / 28
Outdoor unit		dB (A)	48	50	52	57	
Indoor unit weight		Kg	7,5	8	12	14	
Outdoor unit weight		Kg	26	26	35	45	
Piping size	Liquid		mm (inch)	1/4	1/4	1/4	1/4
	Gas		mm (inch)	3/8	3/8	1/2	5/8
	Maximum pipe length		m	10	10	15	15
	Maximum pipe height		m	7	7	10	10
	Additional refrigerant charge		g / m	20	25	30	40
	Max chargeless length		m	3	3	3	3
Wiring size	Power supply cord		mm	3 * 1,5	3 * 1,5	3 * 2,5	3 * 2,5
	Indoor & outdoor connection		mm	5 * 1,5	5 * 1,5	5 * 1,5	5 * 1,5
Indoor unit configuration	Dimension	Net dimension (W x D x H)	mm	750 x 200 x 285	750 x 200 x 285	900 x 225 x 310	1082 x 233 x 330
		Packing dimension (W x D x H)	mm	820 x 347 x 277	820 x 347 x 277	970 x 382 x 302	1155 x 397 x 312
Outdoor unit configuration	Compressor model			KSN 98D32UFZ	KSN 98D32UFZ	KSM 135D23UFZ	GTD 186UKQA9LT6
	Dimension	Net dimension (W x D x H)	mm	730 x 545 x 285	730 x 545 x 285	800 x 545 x 315	900 x 700 x 350
		Packing dimension (W x D x H)	mm	850 x 620 x 370	850 x 620 x 370	920 x 620 x 400	1020 x 770 x 430
Operation temperature	Operating range (cooling)		°C	16 - 43	16 - 43	16 - 43	16 - 43
	Operating range (heating)		°C	-10 - 30	-10 - 30	-10 - 30	-10 - 30

The company reserves the right to change the technical characteristics without notice.



Model	SND - 09 CRS	SND - 12 CRS	SND - 18 CRS	SND - 24 CRS
-------	--------------	--------------	--------------	--------------

Nameplate parameter	Rated capacity	Cooling	W	2580 (980 - 2900)	3500 (1100 - 3700)	5275 (1200 - 5500)	7030 (1970 - 7800)
		Heating	W	2700 (680 - 3000)	3500 (1100 - 3800)	5375 (1370 - 6100)	7050 (2500 - 7600)
	Rated power consumption	Cooling	W	800 (300 - 900)	1090 (340 - 1150)	1650 (370 - 2000)	2200 (600 - 2400)
		Heating	W	750 (190 - 830)	970 (300 - 1060)	1490 (350 - 1700)	1960 (700 - 2100)
	Rated running current	Cooling	A	3,6 (1,3 - 4,5)	4,8 (1,5 - 5,4)	7,3 (1,7 - 9,3)	10,3 (2,5 - 11)
		Heating	A	3,4 (0,9 - 4,0)	4,3 (1,3 - 5,0)	7,1 (1,6 - 8,0)	10,5 (2,4 - 10)
	Max. input power		W	1600	1900	2900	3700
	Max. input current		A	8	9,5	12	16
	EER cooling		W/W	6,50 / A++	6,65 / A++	6,57 / A++	6,89 / A++
	COP heating		W/W	4,37 / A+	4,36 / A+	4,02 / A+	4,11 / A+
	SCOP heating (warm climate)		W/W	5,38 / A+++	5,39 / A+++	5,40 / A+++	5,25 / A+++
	Power supply source		V / Ph / Hz	220~240V-1-50Hz	220~240V-1-50Hz	220~240V-1-50Hz	220~240V-1-50Hz
	Refrigerant			R32	R32	R32	R32
	Refrigerant charged		g	580	680	1280	1440
	Max. discharge pressure		Mpa	4,28	4,28	4,28	4,28
	Max. suction pressure		Mpa	1,15	1,15	1,15	1,15
	Air flow volume		m ³ / h	600	600	850	1150
	Sound power level	Indoor unit (Hi. / Med. / Lo.)	dB (A)	20 / 33 / 40	22 / 33 / 42	25 / 36 / 46	28 / 36 / 46
		Outdoor unit	dB (A)	48	50	52	57
	Indoor unit weight		Kg	7,5	8	12	14
Outdoor unit weight		Kg	26	26	35	45	
Piping size	Liquid	mm (inch)	1/4	1/4	1/4	1/4	
	Gas	mm (inch)	3/8	3/8	1/2	5/8	
	Maximum pipe length	m	10	10	15	15	
	Maximum pipe height	m	7	7	10	10	
	Additional refrigerant charge	g / m	20	25	30	40	
	Max chargeless length	m	3	3	3	3	
Wiring size	Power supply cord	mm	3 * 1,5	3 * 1,5	3 * 2,5	3 * 2,5	
	Indoor & outdoor connection	mm	5 * 1,5	5 * 1,5	5 * 1,5	5 * 1,5	
Indoor unit configuration	Dimension	Net dimension (W x D x H)	mm	750 x 200 x 285	750 x 200 x 285	900 x 225 x 310	1082 x 233 x 330
		Packing dimension (W x D x H)	mm	820 x 347 x 277	820 x 347 x 277	970 x 382 x 302	1155 x 397 x 312
Outdoor unit configuration	Compressor model			KSN 98D32UFZ	KSN 98D32UFZ	KSM 135D23UFZ	GTD 186UKQA9LT6
	Dimension	Net dimension (W x D x H)	mm	730 x 285 x 545	730 x 285 x 545	800 x 315 x 545	900 x 350 x 700
		Packing dimension (W x D x H)	mm	850 x 370 x 620	850 x 370 x 620	920 x 400 x 620	1020 x 430 x 770
Operation temperature	Operating range (cooling)	°C	16 - 48	16 - 48	16 - 48	16 - 48	
	Operating range (heating)	°C	-15 - 32	-15 - 32	-15 - 32	-15 - 32	

The company reserves the right to change the technical characteristics without notice.



Model			SND - 09 IKS	SND - 12 IKS	SND - 18 IKS	SND - 24 IKS	
Nameplate parameter	Rated capacity	Cooling	W	2580 (980 - 2900)	3500 (1100 - 3700)	5275 (1200 - 5500)	7030 (1970 - 7800)
		Heating	W	2700 (680 - 3000)	3500 (1100 - 3800)	5375 (1370 - 6100)	7050 (2500 - 7600)
	Rated power consumption	Cooling	W	800 (300 - 900)	1090 (340 - 1150)	1650 (370 - 2000)	2200 (600 - 2400)
		Heating	W	750 (190 - 830)	970 (300 - 1060)	1490 (350 - 1700)	1960 (700 - 2100)
	Rated running current	Cooling	A	3,6 (1,3 - 4,5)	4,8 (1,5 - 5,4)	7,3 (1,7 - 9,3)	10,3 (2,5 - 11)
		Heating	A	3,4 (0,9 - 4,0)	4,3 (1,3 - 5,0)	7,1 (1,6 - 8,0)	10,5 (2,4 - 10)
	Max. input power		W	1600	1900	2900	3700
	Max. input current		A	8	9,5	12	16
	EER cooling		W/W	6,50 / A++	6,65 / A++	6,57 / A++	6,89 / A++
	COP heating		W/W	4,37 / A+	4,36 / A+	4,02 / A+	4,11 / A+
	SCOP heating (warm climate)		W/W	5,38 / A+++	5,39 / A+++	5,40 / A+++	5,25 / A+++
	Power supply source		V / Ph / Hz	220~240V-1-50Hz	220~240V-1-50Hz	220~240V-1-50Hz	220~240V-1-50Hz
	Refrigerant			R32	R32	R32	R32
	Refrigerant charged		g	580	680	1280	1440
	Max. discharge pressure		Mpa	4,28	4,28	4,28	4,28
	Max. suction pressure		Mpa	1,15	1,15	1,15	1,15
	Air flow volume		m ³ / h	600	600	850	1150
	Sound power level	Indoor unit (Hi. / Med. / Lo.)	dB (A)	40 / 33 / 20	42 / 33 / 22	46 / 36 / 25	46 / 36 / 28
		Outdoor unit	dB (A)	48	50	52	57
	Indoor unit weight		Kg	7,5	8	12	14
Outdoor unit weight		Kg	26	26	35	45	
Piping size	Liquid	mm (inch)	1/4	1/4	1/4	1/4	
	Gas	mm (inch)	3/8	3/8	1/2	5/8	
	Maximum pipe length	m	10	10	15	15	
	Maximum pipe height	m	7	7	10	10	
	Additional refrigerant charge	g / m	20	25	30	40	
	Max chargeless length	m	3	3	3	3	
Wiring size	Power supply cord	mm	3 * 1,5	3 * 1,5	3 * 2,5	3 * 2,5	
	Indoor & outdoor connection	mm	5 * 1,5	5 * 1,5	5 * 1,5	5 * 1,5	
Indoor unit configuration	Dimension	Net dimension (W x D x H)	mm	750 x 200 x 285	750 x 200 x 285	900 x 225 x 310	1082 x 233 x 330
		Packing dimension (W x D x H)	mm	820 x 347 x 277	820 x 347 x 277	970 x 382 x 302	1155 x 397 x 312
Outdoor unit configuration	Compressor model			KSN 98D32UFZ	KSN 98D32UFZ	KSM 135D23UFZ	GTD 186UKQA9LT6
	Dimension	Net dimension (W x D x H)	mm	730 x 545 x 285	730 x 545 x 285	800 x 545 x 315	900 x 700 x 350
		Packing dimension (W x D x H)	mm	850 x 620 x 370	850 x 620 x 370	920 x 620 x 400	1020 x 770 x 430
Operation temperature	Operating range (cooling)		°C	16 - 43	16 - 43	16 - 43	16 - 43
	Operating range (heating)		°C	-10 - 30	-10 - 30	-10 - 30	-10 - 30

The company reserves the right to change the technical characteristics without notice.




Model			SND - 09 ALS	SND - 12 ALS	SND - 18 ALS	SND - 24 ALS	
Nameplate parameter	Rated capacity	Cooling	W	2600 (980 - 2900)	3550 (1100 - 3700)	5300 (1200 - 5500)	7100 (1970 - 7800)
		Heating	W	2700 (680 - 3000)	3550 (1100 - 3800)	5400 (1370 - 6100)	7100 (2500 - 7600)
	Rated power consumption	Cooling	W	800 (300 - 900)	1090 (340 - 1150)	1650 (370 - 2000)	2200 (600 - 2400)
		Heating	W	750 (190 - 830)	970 (300 - 1060)	1490 (350 - 1700)	1960 (700 - 2100)
	Rated running current	Cooling	A	3,6 (1,3 - 4,5)	4,8 (1,5 - 5,4)	7,3 (1,7 - 9,3)	10,3 (2,5 - 11)
		Heating	A	3,4 (0,9 - 4,0)	4,3 (1,3 - 5,0)	7,1 (1,6 - 8,0)	10,5 (2,4 - 10)
	Max. input power		W	1600	1900	2900	3700
	Max. input current		A	8	9,5	12	16
	SEER cooling		W/W	6,1 / A+++	6,1 / A+++	6,1 / A+++	6,1 / A+++
	SCOP heating		W/W	4,0 / A+++	4,0 / A+++	4,0 / A+++	4,0 / A+++
	Power supply source		V / Ph / Hz	220~240V-1-50Hz	220~240V-1-50Hz	220~240V-1-50Hz	220~240V-1-50Hz
	Refrigerant			R32	R32	R32	R32
	Refrigerant charged		g	580	680	1280	1440
	Max. discharge pressure		Mpa	4,28	4,28	4,28	4,28
	Max. suction pressure		Mpa	1,15	1,15	1,15	1,15
	Air flow volume		m ³ / h	650	650	900	1250
	Sound power level	Indoor unit (Hi. / Med. / Lo.)	dB (A)	38 / 33 / 20	42 / 33 / 22	46 / 36 / 24	48 / 36 / 26
		Outdoor unit	dB (A)	42	46	48	53
Indoor unit weight		Kg	8	8,5	11	16	
Outdoor unit weight		Kg	26	26	35	45	
Piping size	Liquid	mm (inch)	1/4	1/4	1/4	1/4	
	Gas	mm (inch)	3/8	3/8	1/2	5/8	
	Maximum pipe length	m	10	10	15	15	
	Maximum pipe height	m	7	7	10	10	
	Additional refrigerant charge	g / m	20	25	30	40	
	Max chargeless length	m	3	3	3	3	
Wiring size	Power supply cord	mm	3 * 1,5	3 * 1,5	3 * 2,5	3 * 2,5	
	Indoor & outdoor connection	mm	5 * 1,5	5 * 1,5	5 * 1,5	5 * 1,5	
Indoor unit configuration	Dimension	Net dimension (W x D x H)	mm	792 x 201 x 292	792 x 201 x 292	940 x 224 x 316	1132 x 232 x 330
		Packing dimension (W x D x H)	mm	888 x 370 x 290	888 x 370 x 290	1010 x 385 x 310	1205 x 400 x 317
Outdoor unit configuration	Compressor model			GMCC KSN98D32UFZ	GMCC KSN98D32UFZ	GMCC KSM135D23UFZ	HIGHLY GTD186UKQA9LT6
	Dimension	Net dimension (W x D x H)	mm	730 x 545 x 285	730 x 545 x 285	800 x 545 x 315	900 x 700 x 350
		Packing dimension (W x D x H)	mm	850 x 620 x 370	850 x 620 x 370	920 x 620 x 400	1020 x 770 x 430
Operation temperature	Operating range (cooling)		°C	16 - 43	16 - 43	16 - 43	16 - 43
	Operating range (heating)		°C	-10 - 30	-10 - 30	-10 - 30	-10 - 30



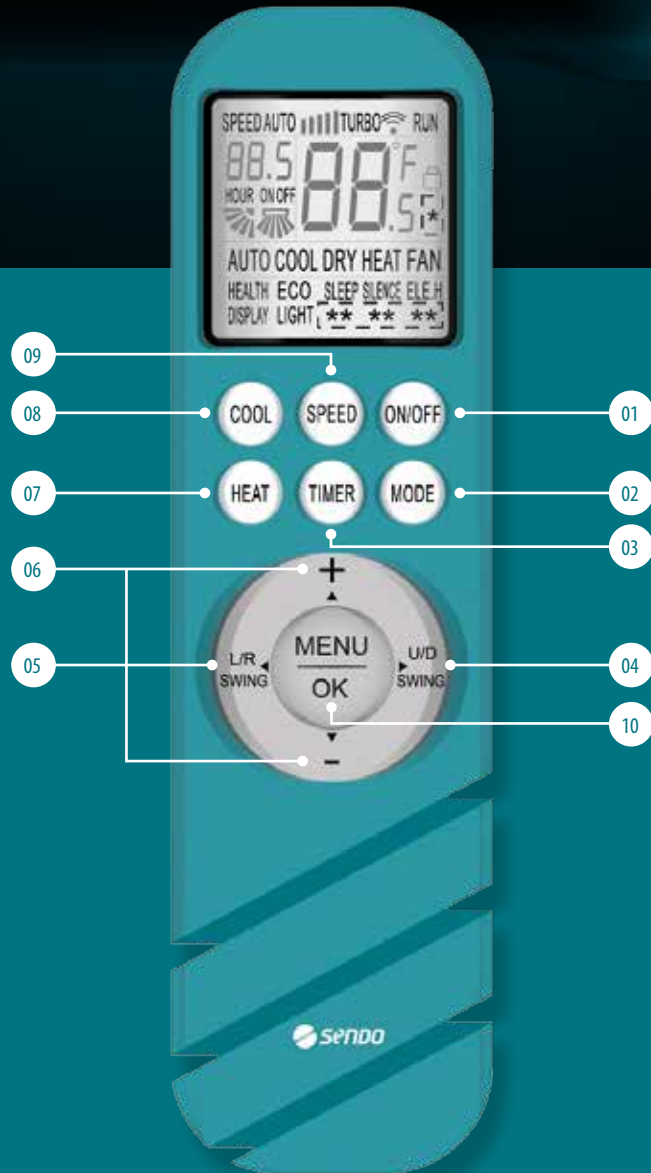
Model	SND - 09 HRS	SND - 12 HRS	SND - 18 HRS	SND - 24 HRS
-------	--------------	--------------	--------------	--------------

Nameplate parameter	Rated capacity	Cooling	W	2600 (980 - 2900)	3550 (1100 - 3700)	5300 (1200 - 5500)	7100 (1970 - 7800)
		Heating	W	2700 (680 - 3000)	3550 (1100 - 3800)	5400 (1370 - 6100)	7100 (2500 - 7600)
	Rated power consumption	Cooling	W	800 (300 - 900)	1090 (340 - 1150)	1650 (370 - 2000)	2200 (600 - 2400)
		Heating	W	750 (190 - 830)	970 (300 - 1060)	1490 (350 - 1700)	1960 (700 - 2100)
	Rated running current	Cooling	A	3,6 (1,3 - 4,5)	4,8 (1,5 - 5,4)	7,3 (1,7 - 9,3)	10,3 (2,5 - 11)
		Heating	A	3,4 (0,9 - 4,0)	4,3 (1,3 - 5,0)	7,1 (1,6 - 8,0)	10,5 (2,4 - 10)
	Max. input power		W	1600	1900	2900	3700
	Max. input current		A	8	9,5	12	16
	SEER cooling		W/W	6,1 / A+++	6,1 / A+++	6,1 / A+++	6,1 / A+++
	SCOP heating		W/W	4,0 / A+++	4,0 / A+++	4,0 / A+++	4,0 / A+++
	Power supply source		V / Ph / Hz	220~240V-1-50Hz	220~240V-1-50Hz	220~240V-1-50Hz	220~240V-1-50Hz
	Refrigerant			R32	R32	R32	R32
	Refrigerant charged		g	580	680	1280	1440
	Max. discharge pressure		Mpa	4,28	4,28	4,28	4,28
	Max. suction pressure		Mpa	1,15	1,15	1,15	1,15
	Air flow volume		m ³ / h	650	650	900	1250
	Sound power level	Indoor unit (Hi. / Med. / Lo.)	dB (A)	38 / 33 / 20	42 / 33 / 22	46 / 36 / 24	48 / 36 / 26
		Outdoor unit	dB (A)	42	46	48	53
	Indoor unit weight		Kg	8	8,5	11	16
	Outdoor unit weight		Kg	26	26	35	45
Piping size	Liquid	mm (inch)	1/4	1/4	1/4	1/4	
	Gas	mm (inch)	3/8	3/8	1/2	5/8	
	Maximum pipe length		m	10	10	15	15
	Maximum pipe height		m	7	7	10	10
	Additional refrigerant charge		g / m	20	25	30	40
	Max chargeless length		m	3	3	3	3
Wiring size	Power supply cord		mm	3 * 1,5	3 * 1,5	3 * 2,5	3 * 2,5
	Indoor & outdoor connection		mm	5 * 1,5	5 * 1,5	5 * 1,5	5 * 1,5
Indoor unit configuration	Dimension	Net dimension (W x D x H)	mm	792 x 201 x 292	792 x 201 x 292	940 x 224 x 316	1132 x 232 x 330
		Packing dimension (W x D x H)	mm	888 x 370 x 290	888 x 370 x 290	1010 x 385 x 310	1205 x 400 x 317
Outdoor unit configuration	Compressor model			GMCC KSN98D32UFZ	GMCC KSN98D32UFZ	GMCC KSM135D23UFZ	HIGHLY GTD186UKQA9LT6
	Dimension	Net dimension (W x D x H)	mm	730 x 545 x 285	730 x 545 x 285	800 x 545 x 315	900 x 700 x 350
		Packing dimension (W x D x H)	mm	850 x 620 x 370	850 x 620 x 370	920 x 620 x 400	1020 x 770 x 430
Operation temperature	Operating range (cooling)		°C	16 - 43	16 - 43	16 - 43	16 - 43
	Operating range (heating)		°C	-10 - 30	-10 - 30	-10 - 30	-10 - 30

The company reserves the right to change the technical characteristics without notice.



▶ WIRELESS
REMOTE
CONTROLLER





01. ON/OFF
Air conditioner activation
& deactivation.



04. U/D SWING
Moving upstream
and downstream air.



07. HEAT
Heating mode
selection.



02. MODE
Operating mode
selection.



05. L/R SWING
Moving airflow
left and right.



08. COOL
Cooling mode
selection.



03. TIMER
Start / end
timer.



06. + & -
Toggle temperature
range by 1°C.



09. SPEED
Fan volume
adjustment.



10. MENU & OK
Additional
functions menu



TURBO



SLEEP



ECO



iCLEAN





www.sendo.world