



WWW.SEND0.GR



ATHENA







FLOOR STANDING



60.000 BTU





- B A S I C M O D E S**
- 
Timer
 - 
Auto restart
 - 
Auto defrost
 - 
Low temperature operation
 - 
2 ways of pipe connection
 - 
Electrical resistance

Model (indoor / outdoor unit)			SFSU - 60DAUATH - ID / OD
Rated capacity	Cooling	Btu / h	58000
		kW	17
	Heating	Btu / h	60000
		kW	17,5
Electric data	Power supply	V~, Hz, Ph	380 ~ 415 - 3 - 50Hz
	Cooling power input	W	6800
	Heating power input	W	6900
	Cooling rated running current	A	12,2
	Heating rated running current	A	12,7
	Max. input power	W	7400
	Max. input current	A	14
	EER cooling	W / W	2,5 / A
	COP heating		2,62 / A
Performance	Air flow volume	m ³ / h	1900
	Sound power noise level	dB (A)	58
Dimensions	Indoor (W x D x H)	mm	580 x 400 x 1925
	Outdoor (W x D x H)	mm	945 x 340 x 1255
Net weight	Indoor	kg	54
	Outdoor	kg	102
Refrigerant			R410A
Refrigerant charged			g
Pipe diameter	Liquid side	mm (inch)	9,52 (3/8)"
	Gas side	mm (inch)	19,05 (3/4)"